

Converting a VMDK to VHD with Microsoft Virtual Machine Converter (MVMC)

<https://ittechlog.wordpress.com/2012/09/11/converting-a-vmdk-to-vhd-with-microsoft-virtual-machine-converter-mvmc/>

Microsoft Virtual Machine Converter 3.0

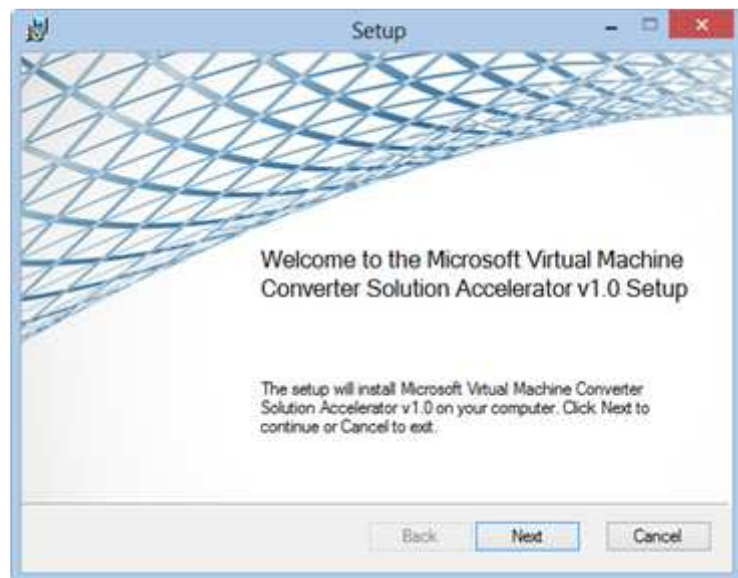
<https://www.microsoft.com/en-us/download/details.aspx?id=42497>

The Microsoft Virtual Machine Converter (MVMC) Solution Accelerator is a Microsoft-supported, stand-alone solution for the IT pro or solution provider who wants to convert VMware-based virtual machines and disks to Hyper-V-based virtual machines and disks. The MVMC solution can perform full conversions of VMware-based virtual machines as well as conversions of VMware-based virtual hard disks to Hyper-V-based virtual hard disks (VHD).

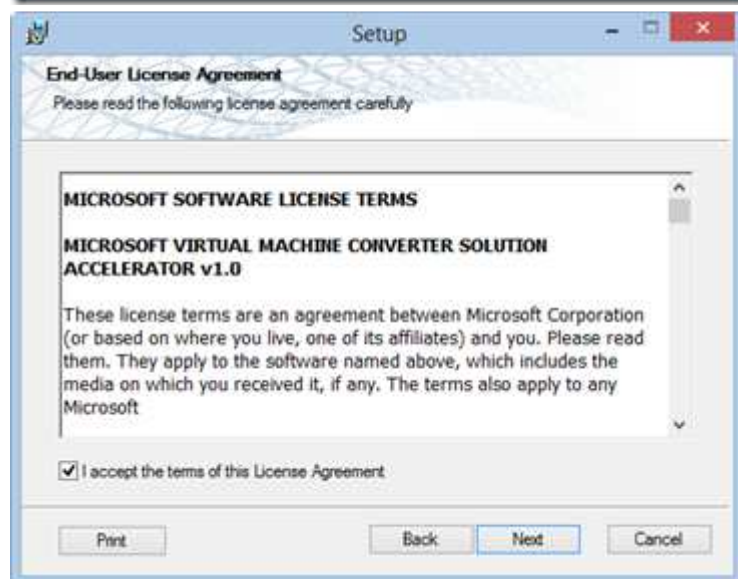
Hyper-V-based virtual hard disks can be used in Windows 8 with the Hyper-V role installed. This way you can, for example, stop using VMware Workstation.

Let's get going:

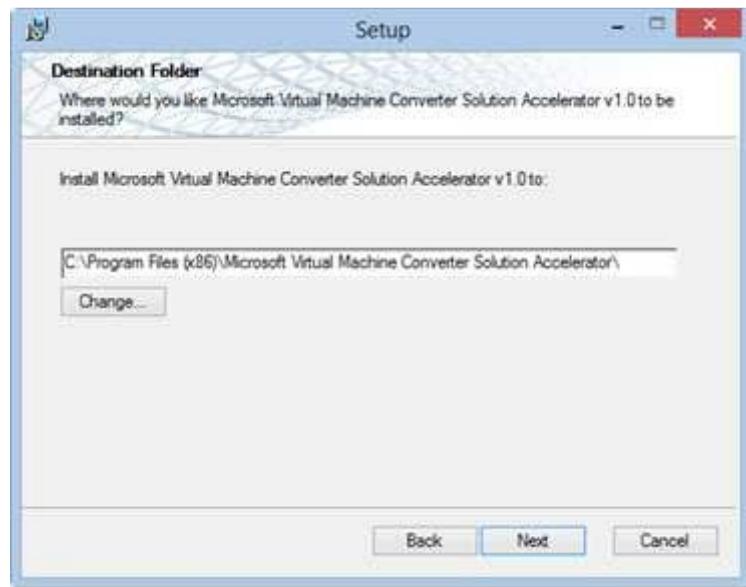
Install the Microsoft Virtual Machine Converter Solution Accelerator
Click Next



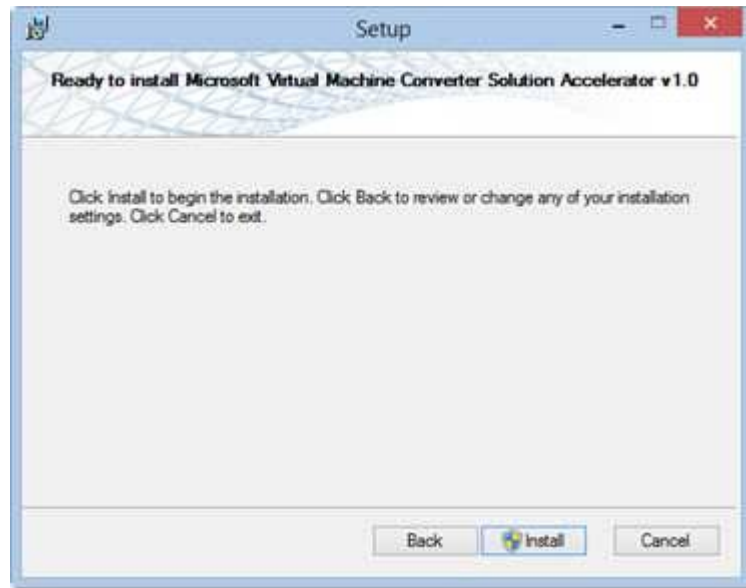
Click I accept, click next



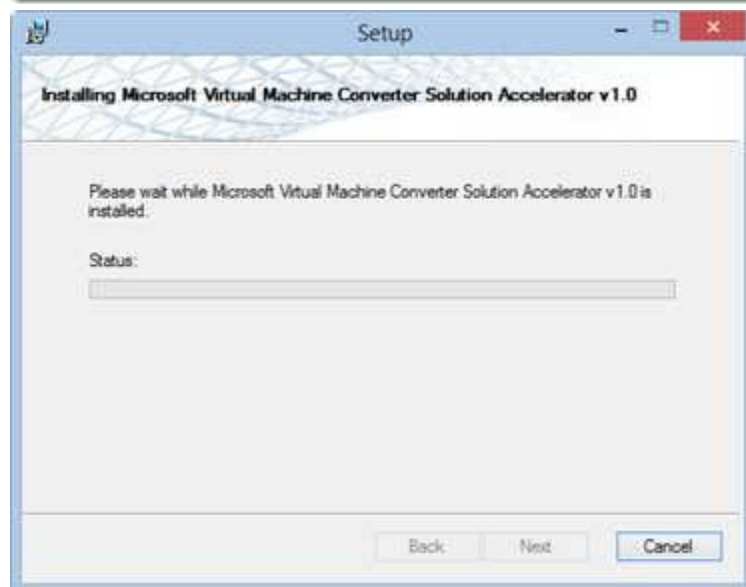
Click Next



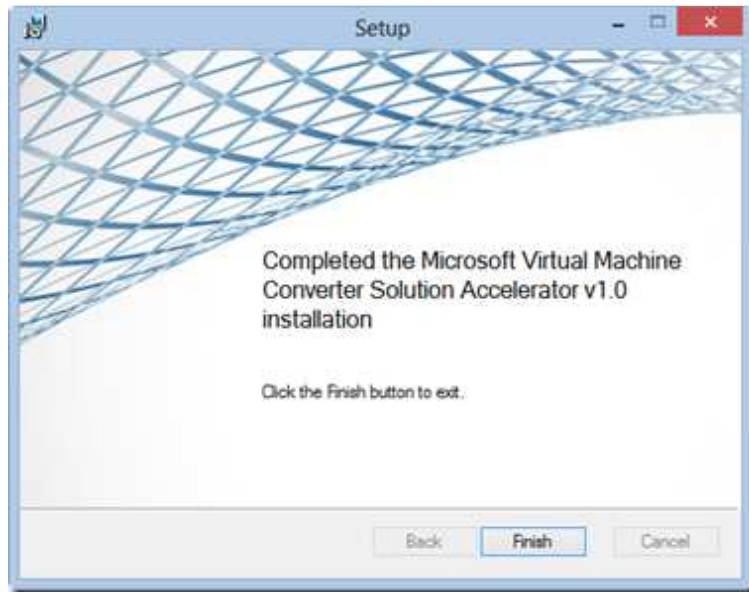
Click Next



Wait for the installer to finish



Click finish



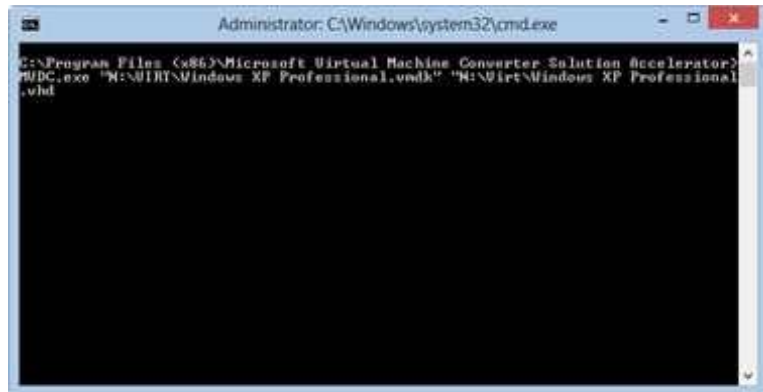
Ok, let's convert a VMDK file to a VHD file:

Open a Command Prompt as Administrator from the location C:\Program Files (x86)\Microsoft Virtual Machine Converter Solution Accelerator

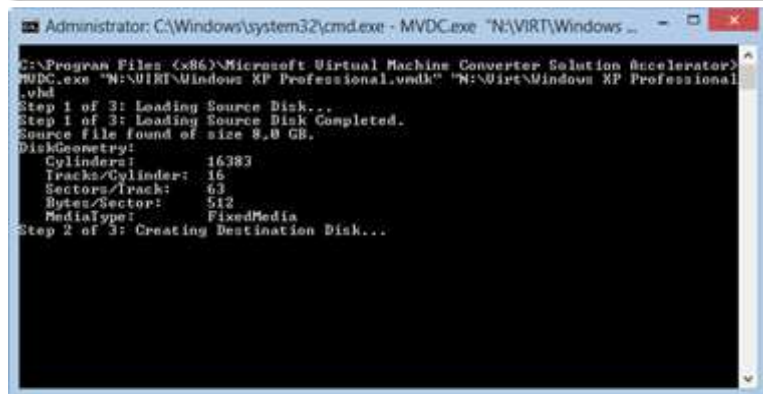


Use the following parameter to convert a VMDK file to a VHD file:

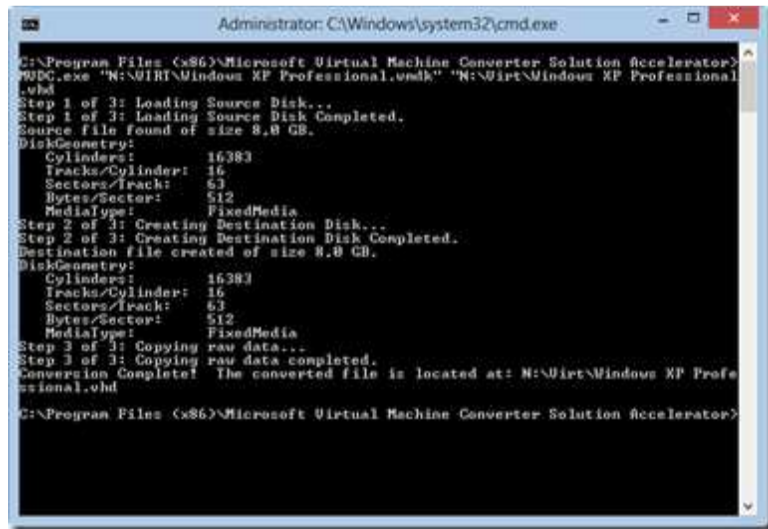
```
MVDC.exe '.\VMDK\Test.vmdk' '.\vhd\Test.vhd'
```



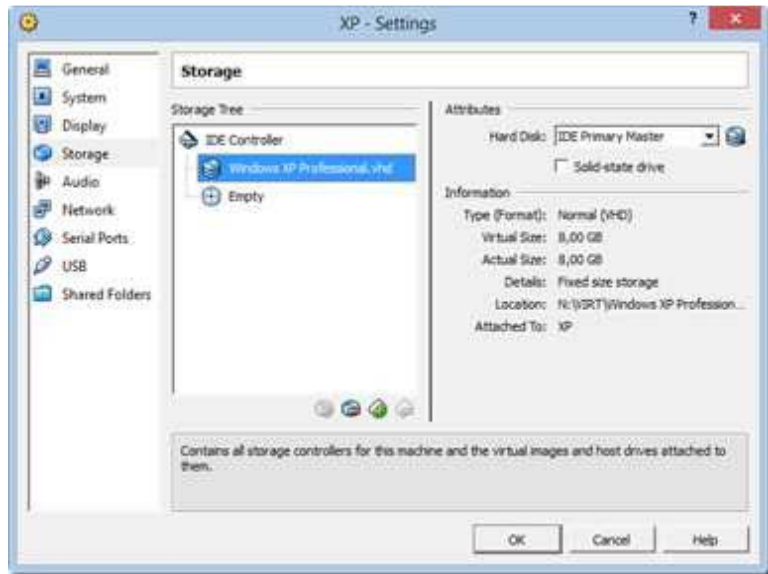
The conversion starts...



Tada, finished



We can now add the VHD file to a Virtual Machine and boot it. I have used Virtual Box to test it. It took around 20 minutes to convert the 8 GB disk.



- We can also convert a VMware Virtual Machine to a Hyper-V Virtual Machine but this requires vCenter Server 5.0 or vCenter Server 4.1 or ESXi Server 5.0 or ESXi/ESX Server 4.1.
- I also tested the functionality to copy the “

C:\Program Files (x86)\Microsoft Virtual Machine Converter Solution Accelerator” folder to another place and uninstall the MVMCA program. This works well.